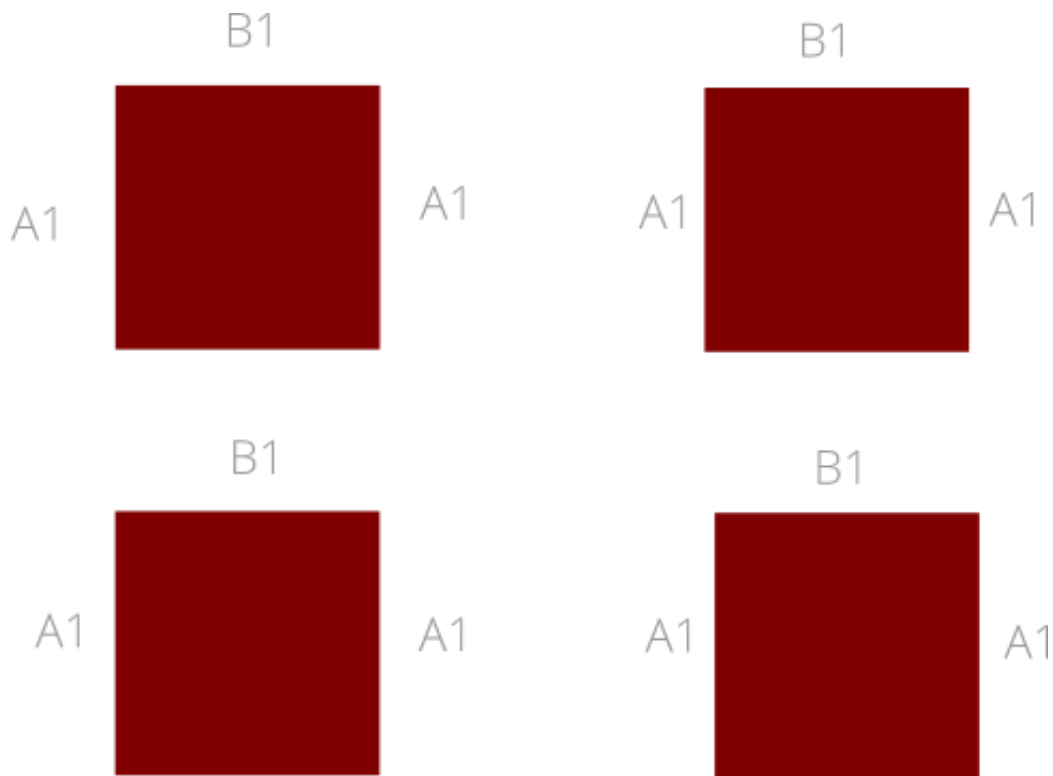


Snoopy with House

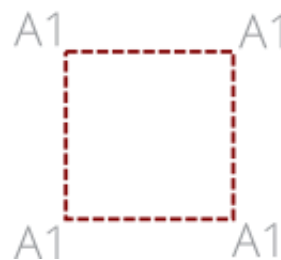
PAGE 1 OF 6

House: Walls - Make 4.

Fill all from left to right and vice versa for a wooden board look. Doodle all sides A1 together so that it is a cube.



construction diagram



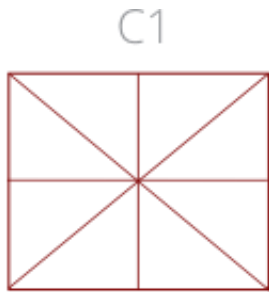
By: Sabine Gross
Timelkam, Austria
@sabinegross



Snoopy with House

PAGE 2 OF 6

House: Roof.



C1

D1



E1

E1

C1

D1



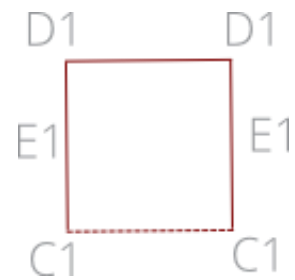
E1

E1

C1

Construction diagram

(Connect E1 with freehand doodling or make more X and put it as roof pitch on E1)



D1

D1

E1

E1

C1

C1

D1



D1

By: Sabine Gross

Timelkam, Austria

@sabinegross



Snoopy with House

PAGE 3 OF 6

Snoopy

Freehand doodling of Snoopy:

Basic outer shape A - no ears!

Start with the head and draw upwards (white colour).

Then outline the rest of the corpus and doodle upwards again to get a shape like in B.

Add eyes, nose and dog collar with black colour.



A



B

Alternative to free hand doodling:

Maybe easier:

Search a picture and trace and make 2 or 3 layers for more dimension on each side.

By: Sabine Gross

Timelkam, Austria

@sabinegross



Snoopy with House

PAGE 4 OF 6

Woodstock

Freehand doodling of Woodstock:

Move forward and backwards on a small area.

Make feet and then move upwards at a smaller area. Then get wider again for the belly.

Get smaller again for the neck and then wider again for the nose and smaller for the hair.

At the end add a tail.

Note: It is quite difficult because of the small area you need to get fast though with the slow button.

Woodstock foot size



Woodstock sideface



Alternative to free hand doodling:

Maybe easier:

Search a picture and trace and make 2 or 3 layers for more dimension on each side.

By: Sabine Gross

Timelkam, Austria

@sabinegross



Snoopy with House

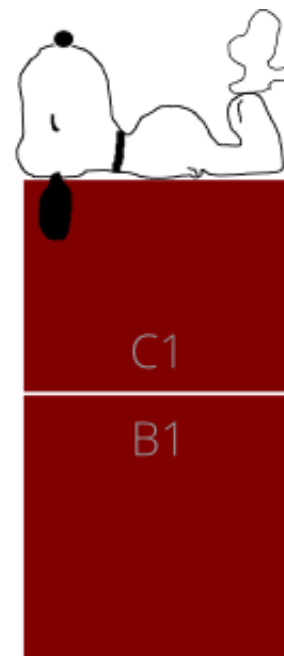
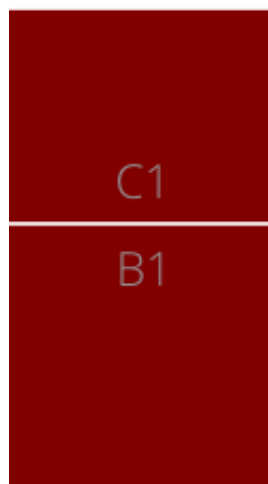
PAGE 5 OF 6

Putting it all together

Put the roof on the walls.

Doodle Snoopy to the top and doodle ears.

Doodle Woodstock to the feet of Snoopy.




By: Sabine Gross
Timelkam, Austria
@sabinegross



Snoopy with House

PAGE 6 OF 6

My result looks like this:



By: Sabine Gross
Timelkam, Austria
@sabinegross

